








### Meeting Room Capacities by Layout

Meeting Room	Sq. Ft.	Room Size	Ceiling Ht.	Banquet Style	Boardroom Style	Classroom Style	Hollow Square Style	Reception Style	Theatre Style	U-shape Style
										
Atlantic Room	425	25x17		40	20	25	18	50	50	15
Bedford	684	36x19		65	30	40	28	75	100	25
Davenport Ballroom	4494	107x42		320	0	200	0	440	400	0
Davenport 1 *				80	30	50	35	110	100	30
Davenport 2 *				80	20	50	30	110	100	25
Davenport 3 *				80	20	50	30	110	100	25
Davenport 4 *				80	30	50	30	110	100	25
Glenbrook Room	792	36x22		55	25	30	23	65	100	20
High Ridge	572	22x26		40	22	26	0	50	50	25
High Ridge 1 *				0	12	16	0	25	26	0
High Ridge 2 *				0	12	16	0	25	26	0
Long Ridge Room	648	27x24		40	20	38	28	50	60	25
Shippan Point	616	28x22		40	20	28	30	50	50	25
Shippan Point 1 *				16	12	16	0	25	26	0
Shippan Point 2 *				16	12	16	0	25	26	0
Springdale Boardroom	300	25x12		0	12	0	0	0	0	0
Stamford Ballroom	4480	80x56		300	0	210	0	480	400	0
Stamford 1 *				100	30	80	35	160	120	30
Stamford 2 *				100	30	80	35	160	120	30
Stamford 3 *				100	20	80	35	160	100	30